



**S1 Series
Air Quality Monitor
User Manual**

Get More Information

Scan the QR code for multi-language manuals and more.



Scan for multi-language manuals and more product support.

Scannen Sie nach mehrsprachigen Handbüchern und mehr Produktsupport.

Numérisez pour obtenir des manuels multilingues et plus d'assistance sur les produits.

Scansione per manuali multilingue e maggiore supporto al prodotto.

Busque manuales en varios idiomas y más asistencia sobre productos.

Factors Affecting Air Quality



PM2.5 (Particulate Matter 2.5) refers to fine particles with diameter of 2.5 micrometers or less. Due to its tiny size, PM2.5 can be absorbed into bloodstream and the lungs, which may cause eye and nose irritation, cough, asthma, emphysema, lung disease, heart attacks, cancer and etc.




Temperature & Humidity may often be ignored however they do have a significant impact on individual's well-being, comfort, health and safety as well as your property. High humidity may lead to an increase in household air pollutants especially the biological contaminants such as molds, bacteria, viruses and dust mites; cold, low humidity may cause nosebleeds, skin and respiratory irritations, dyspnea, static electricity and etc.

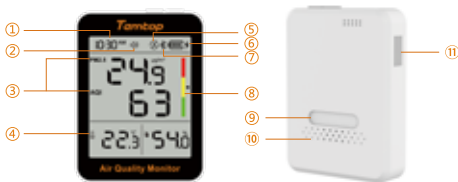


AQI (Air Quality Index) is a quick guide showing how clean or polluted the air is, using a range from 0 to 500, where higher index values indicate higher levels of air pollution and higher risks to health. There are six pollutants for AQI in US standard: PM2.5/10, O₃, SO₂, NO₂, CO, where Temtop only focus on PM2.5/10 and follows the US EPA Standards to compute AQI.

Important

- ★ Do not place detector in heavily polluted environments for a long time; or it may cause damage to the sensor.
- ★ Do not use the detector in a humid environment for a long time to ensure measurement accuracy.
- ★ Do not cover the vents of the detector, and do not let fluff enter the detector otherwise, the particle sensor may not work properly.
- ★ Do not disassemble the device. In the event of a defect, please contact your dealer. The dealer will contact the Service Centre and can send the device in to be repaired, if necessary.
- ★ Children should only use the device under adult supervision. Keep packaging material, like plastic bags and plastic film, out of the reach of children, as they pose a choking hazard.
- ★ Indoor use: Keep the room/area airtight for 10 minutes to obtain more accurate results.
- ★ If the battery level shows , please charge the detector promptly to avoid effects during use (also chargeable when turned off).
- ★ This product is only used to monitor the health of the indoor environment and cannot be used as a professional measurement tool.

Overview

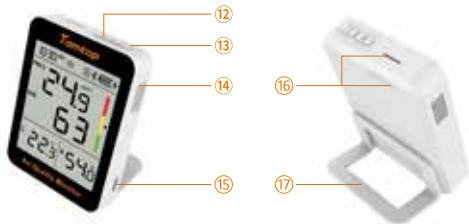


-
- ① Time* ② Buzzer status* ③ PM2.5 & AQI level ④ Temperature & Humidity level
-
- ⑤ Work mode ⑥ Battery Level & Charging Status ⑦ Bluetooth*
-
- ⑧ Health Level Display Area ⑨ Magnetic Back ⑩ Vents ⑪ Air inlet
-

* Only the S1+ has time, beep and Bluetooth functions.

Of these, the time can be synchronised automatically by linking to the Temtop APP.

Overview



⑫ Mode button

⑬ Power button

⑭ Air outlet

⑮ USB port

⑯ Temperature and humidity detection port

⑰ Bracket

Specifications

Model	S1/ S1+
PM2.5	Sensor: Laser PM sensor Measuring range: 0-999 $\mu\text{g}/\text{m}^3$ Resolution: 0.1 $\mu\text{g}/\text{m}^3$ Accuracy: $\pm 10 \mu\text{g}/\text{m}^3$ (0-100 $\mu\text{g}/\text{m}^3$) $\pm 10\%$ (100-500 $\mu\text{g}/\text{m}^3$)
Temperature*	Measuring range: -10-60°C (14-140°F) Resolution: 0.1°C (0.1°F) Accuracy: $\pm 0.5^\circ\text{C}$ ($\pm 0.9^\circ\text{F}$)
Humidity	Measuring range: 0-99.9% RH Resolution: 0.1% RH, Accuracy: $\pm 3\%$ RH

- * When the product is charged, the temperature will have an error of $\pm 0.5^\circ\text{C}$, and it will recover in about 10 minutes after full charge.
- When the temperature measurement environment suddenly changes, and the temperature difference is large, it may takes 3 to 5 minutes adaptation time.

Specifications

Dimension	3.5*2.7*0.7 (inches)
Battery Capacity	800mAh
Work Mode*	ⓔ Power-saving Mode (30min) ⓐ Smart Mode (automatic)
Battery Life	ⓔ About 60 Days (S1+) / About 100 Days (S1) ⓐ About 30 Days
Input	5V/1A
Display	Segment code screen 3.3inches
Weight	About 110g
Operation Environment	-10-60°C/0-90%RH

* When the product is charging, the data will keep refreshing every 1.5 seconds.

Note: The above data are from Temtop Laboratory.


Operation

1. Button



a. Power button 

1) Press and hold  for 3s to turn on/off the monitor.

2) Click  to switch the buzzer on/off (Only for S1+).

b. Mode button 

1) Press and hold  2s to switch between the temperature unit ($^{\circ}\text{F}/^{\circ}\text{C}$).

2) Click  to switch operating modes (2 different types).

Operation

2.Display



c. Mode (A) or (ECO)

(A) Smart mode

Embedded sensor automatic control algorithm, taking into account the dynamic balance of data detection and product battery life, to provide users with a good experience!

(ECO) Power-saving Mode (30min)

1) PM2.5 Sensor works every 30 minutes.

2) The temperature and humidity are still maintained for 10s to refresh.

Operation

d. Buzzer switch Icon (Only for S1+)

Displayed: Buzzer sound on the device is turned on.

Not displayed: The buzzer sound is turned off.

1) *The buzzer chirps once when the buzzer function is turned on (APP operation is synchronised).*



2) *When the buzzer is switched on, the air quality level deterioration sounds twice.*


e. Bluetooth Icon (Only for S1+)

Displayed: Bluetooth icon is displayed when connected.

Not displayed: Bluetooth icon is not displayed when disconnected.

f. Battery Level and Charging Status

1) When the battery is displayed as  empty, please charge it in time, and the charging icon  will be displayed when charging.

2) When the battery power is extremely low, the battery icon  will flash 3 times and then shut down.

Air Quality Parameter For Reference



Reference Status	PM2.5 NAAQS(2012)	PM2.5 NAAQS(2024)	AQI*
Poor	> 55.4	> 55.4	> 150
Fair	12.1~55.4	9.1~55.4	51~150
Good	0~12	0~9	0~50

Note: Our app lets you toggle between the 2012 and 2024 EPA PM2.5 standards, catering to your specific needs.

* Refers to EPA standards, with PM2.5 as the main responsible pollutant.

Multiple Mounting Choices



① Place Directly



② Tabletop Stand
(Bracket included)



③ Magnetic Back

Bluetooth Connection*

1. Temtop App

Please search Temtop on App Store or Google Play,
or simply scan the QR code below to download the app:



* Only the S1+ has Bluetooth.

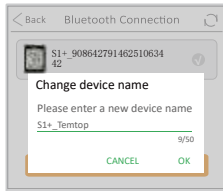
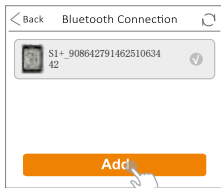
2. Add Device

a. Start adding devices by clicking the '+' sign on the home page of the Temtop application.



b. Enable your phone's Bluetooth with the app, which will automatically detect Temtop devices in range of Bluetooth. Please select the Temtop device you wish to add and click the Add button.

If you have problems connecting your device, bring the device close to your mobile phone and make sure they are close enough to make a successful Bluetooth connection.



3. APP Main Functions

- Access real-time measurement data.
- View historical data curves.
- Data storage and export.
- Calibrate the device.
- Synchronisation time.
- Change device parameter preferences and much more...

Note:

1)When using the app, make sure your device is within the Bluetooth range. Please avoid moving too far away from the device.

2)Due to the upgrading and updating of Temtop APP, the actual operation may be slightly different from the above description, please follow the current guidelines within Temtop APP.

FAQ

Q: Why can't I receive the verification code when I sign up for an APP account?

- A: ① Please check the advertisement mails and spam mails, your mailbox may automatically classify the CAPTCHA mails into advertisement mails and spam mails.
② Google Mail, Outlook, and other major mailboxes are recommended.

Q: Why can't the APP connect to the device?

- A: ① Make sure your phone and device are in the same room and as close to the device as possible.
② Try restarting the device or connecting with another phone.
③ If the issue is still not resolved, please contact our customer service for further support.

Q: Why is the PM2.5 reading constantly changing?

A: As PM2.5 concentration in the environment is changing all the time not only due to environmental factors like changes in airflow, humidity, wind direction, etc. but also due to common pollutant sources like smoking, cooking; exhaust emissions from vehicles, smoke from burning coal/chimneys/furnaces, etc. All these may influence the PM2.5 concentrations and give differences in the readings.

FAQ

Q: Is it true that AQI calculations are not scientific?

A: We calculate the AQI based on PM2.5/PM10, which is MAX (AQI-PM2.5, AQI-PM10), and there are corresponding AQIs for O₃, CO, SO₂, NO₂, and so on, and the official one is released with the maximum of these AQI-PM2.5, AQI-PM10 and other 6 AQIs. The main source of indoor pollution is particulate matter so AQI-Particulate Matter can respond well to indoor AQI.

Q: AQI/ PM2.5 and other values, why the measured value is inconsistent with the official announcement?

A: The AQI/PM2.5 shown on the display is a measurement of the space where the device is located. The measured value published on the Internet or official websites is the average value of several monitoring points, and each measurement point will be different. At the same time, according to the regulations of EPA and WHO, the AQI value is calculated based on the highest value among the five pollutants in the atmosphere on that day. In the past ten years, the local AQI in the United States has basically been calculated with the value of PM2.5/PM10, and sometimes with the value of O₃.

FAQ

Q: Why is the test result abnormal ?

- A: ① Please check whether the air inlet or outlet is covered or liquid has entered.
- ② Gently shake the detector during detection to increase the interaction with surrounding air.
- ③ The sensor may be not recovered, please place the detector outdoors for ventilation.

Q: Why is the product data higher near the light source?

A: Our sensor uses the principle of light scattering, and the photosensitive element is close to the air inlet. If a strong light source is used to illuminate the position of the air inlet, it will interfere with the light signal and affect the data. Therefore, it is necessary to avoid direct glare from the air inlet.

Q: Why does my S1+ screen keep showing “ ” segments? Is it broken?

A: The screen shows “ ” segments because the device is in upgrade mode. The continuous display of “ ” is due to an incomplete software upgrade from the last attempt. Please

What's Included

- Detector x 1
- USB Cable x 1
- User Manual x 1
- Bracket or accessories set x1

Warranty

Temtop warrants the included detector for 1 year from the date of original purchase. The item can be exchanged or returned within 30 days if the defect is not caused by artificial damage.

Item	Warranty Period
Detector	1 year included
Accessories	N/A

Before return or delivery for repair, please check if the following ✓ items are ready:

	Detector & Accessories	Complete Package	Proof of Purchase*	Gift (if any)
Return	✓	✓	✓	✓
Exchange	✓	✓	✓	
Repair	✓		✓	

*Including invoice, order number and etc.

Temtop warranty does NOT include:

- Malfunction or damages caused by artificial damage or modification.
- Other deliberate damages.
- Damage caused by natural events.

Elitech Technology, Inc

2528 Qume Dr, Ste 2

San Jose, CA 95131 USA

Tel: (+1) 408-898-2866

Facebook: www.facebook.com/temtopus

Instagram: www.instagram.com/temtopaqm/

youtube: www.youtube.com/@Temtopus

linkedin: www.linkedin.com/company/temtop-us/

X: x.com/temtopus48285

Sales: sales@temtopus.com

Website: www.temtopus.com

Elitech Brazil Ltda

R.Dona Rosalina,90-Lgara, Canoas-RS

92410-695,Brazil

Tel: (+55)51-3939-8634

Sales: brasil@e-elitech.com

Website: www.elitechbrasil.com.br

Elitech (UK) Limited

Unit 13 Greenwich Business Park,

53 Norman Road,London, SE10 9QF

Tel: (+44)208-858-1888

Youtube: @elitech_uk

Instagram: @elitechuk_

Facebook: @hvaccontrol

Sales: sales@elitecheu.com

Website: www.temtop.co.uk

V1.2

Made in China