

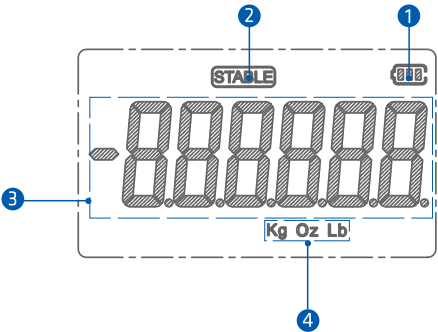
Thank you for choosing the Elitech electronic refrigerant scale. Please read this manual thoroughly before use, especially the "Warning" section. Keep the manual with the scale for further consultation.

Specifications

Maximum capacity	100kg (220lb)
Resolution	5g
Accuracy	±0.05% rdg+10g
Battery	5 AAA batteries
Battery life	40 hours
Operating temperature	-10°C~40°C
Storage temperature	-15°C~50°C
Temperature fluctuation range	5°C/h
Relative humidity	50-85%
Dimensions	271 x 271 x 74 mm

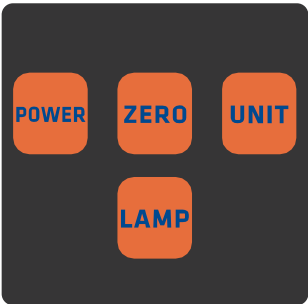


Display



① Battery Level	③ Weight
② Stable Status	④ Current Unit

Buttons



<b>POWER</b>	When the scale is off, press this button to turn it on; When the scale is on, hold this button for 3 seconds to turn it off.
<b>ZERO</b>	Press to zero the current reading.
<b>UNIT</b>	Press to switch between kg, oz and lb.
<b>LAMP</b>	Press to turn on the blue backlight. It will be automatically off after 10 seconds. Hold the button for 3 seconds until the buzzer beeps once, the backlight will be always on; press this button again to turn it off.

Quick Start

1. Install 5 AAA alkaline batteries into the hand-held remote.
2. Place the platform on solid and level ground.
3. Press **POWER** button to turn on the remote.
4. Press **UNIT** button to select a desired unit.
5. Press **ZERO** button to zero the reading.
6. Place the object on the platform, read the weight when the icon **STABLE** is displayed stably.

Function & Operation

Weighing:


1. Take out the refrigerant scale from the package and place the platform on hard and flat floor.
2. Take out the remote from the back of the scale.
3. Press **POWER** button on the remote to turn it on.  
Wait until the self-test finishes and buzzer beeps.
4. Press **UNIT** button to switch units between kg, oz and lb.
5. Press **ZERO** button to zero the reading.
6. Place the refrigerant tank in the center of the platform and zero it again; then the screen will only display the weight of the refrigerant.
7. Read instantly the changes of refrigerant weight during charging or recovering.

Overload Detection

If the weight exceeds the maximum capacity (100kg), the remote will display **FULL** and the buzzer will beep to indicate the alarm.

*Do not load an object that weighs more than 100kg onto the platform to avoid damages to the platform and sensor.*

Battery Indication

When the battery voltage is extremely low, the battery indicator icon  will blink and the LCD may display unstably. Please replace the batteries in time so that you can use the scale normally.

## Other Functions

- Self-test within 2 seconds after power-on.
- Tare function applies to full weighing range.
- Auto OFF: The scale will be automatically off if the weight remains unchanged for 10 minutes.

## What's Included

SRC-400 Refrigerant Scale x 1  
AAA alkaline battery x 5  
User Manual x 1  
Nylon Carrying Case x 1

### **Warning**

- ⚠ Please use the scale in specified environment to avoid error or damage to the sensor.
- ⚠ Please do not use chemical solvent or corrosive liquid to clean the platform.
- ⚠ Please do not disassemble the platform to avoid big weighing error.
- ⚠ Please do not pull the coiled cable hard to avoid increasing measurement errors or even damage to the sensor.
- ⚠ Remove the batteries if the scale is not to be used for a long time in case the leakage corrodes it.
- ⚠ The batteries included are not rechargeable. Please do not charge them.

**Elitech®**

**Elitech Technology, Inc.**  
1551 McCarthy Blvd, Suite 112,  
Milpitas, CA 95035 USA

**Elitech (UK) Limited**  
Unit 13 Greenwich Centre Business Park  
53 Norman Road, London, SE10 9QF

**Elitech Brasil Ltda**  
R. Dona Rosalina, 90 - Igara, Canoas - RS,  
92410-695, Brazil