


## Overview

The temperature indicator is mainly used in the fields of pharmaceuticals, vaccine, blood, food, flowers and plants, laboratories, etc. especially for the places that require using temperature indicator of high waterproof grade in cold chain storage and transportation.

## About the indicator



- ① Double-faced adhesive tape on the back
- ② LCD screen
- ③ Start & stop button
- ④ Bar code & serial No.

## Technical parameters

Temperature measuring range : -30 ~ 70°C  
 Storage range : -25°C ~ 60°C ①  
 Temperature accuracy : -20°C ~ + 40°C ± 0.5°C, other ± 1°C  
 Sensor : Internal NTC  
 Log interval : 5minutes (default)  
 Start delay : 1min ~ 12hr, default setting (one min as step unit)  
 Power supply : internal CR2450 lithium battery  
 Battery life : 2 yr at 25°C with log interval 5 min  
 Protection grade : IP67 ②  
 Dimensions : 77mm \* 46mm \* 12 mm (L \* W \* H)  
 Weight : about 40g  
 Start : press the button for over 5 seconds  
 Stop : press the button for over 5 seconds

① It is recommended to store at room temperature before the temperature label is not activated.  
 ② In order to ensure the waterproof level of the indicator, please do not steep the indicator in alcohol or oleic acid and other corrosive liquids for long time.

## Parameter configuration

- 1) Before delivery, the indicator's parameters are configured. Just press START button to start it for use.
- 2) Default configuration:

Start delay: 10min	Alarm delay: 10h
Log interval: 5min	Temp L1 (low): -0.5°C
Temp H2 (high): 45°C	Alarm type: sin (single)
Alarm type: sin (single)	Alarm delay: 60min
Alarm delay: 60min	Temp L2 (low): -5°C
Temp H1 (high): 30°C	Alarm type: sin (single)
Alarm type: cum (cumulative)	Alarm delay: 60min

## Operation instruction

1. Press (START) button for about five seconds, "▶" will be on, The indicator successfully starting.
2. If there is start delay, short press the button, "▶" will flash 30 seconds to off; if no start delay, then "▶" will be on for 30 seconds to off.
3. When the LCD temperature indicator is on, if the current status is start delay, you can not stop the indicator by stop (STOP) button. After start delay time, press the STOP button for about 5 seconds, the "■" icon on the LCD screen will be off, "▶" lights up, it means that the LCD temperature indicator has stopped. when the LCD temperature indicator is stopped, it will not be possible to turn on the indicator by pressing the start (START) button.
4. short press the button to view the LCD temperature indicator's information, such as the maximum & minimum temperature, average temperature, alarm information, etc.

## Working instruction

1. Not started state: the triangle in LCD screen is not displayed, see Figure 1



Fig 1 LCD indicator not started

2. Start delay status: the triangle in LCD screen flashes for 30 seconds and goes off, see Fig. 2



Fig 2 LCD indicator start delay

3. Working status (no alarm): the triangle in LCD screen stays on for 30 seconds and goes off.



Fig 3 LCD indicator Working status (no alarm)

4. Working status (alarm): LCD screen shows the wrong number and the corresponding temperature segment, the screen will be off after 30 seconds.



Fig 4 LCD indicator working status (alarm)

LCD display interface Status interface



Max, Min, Average

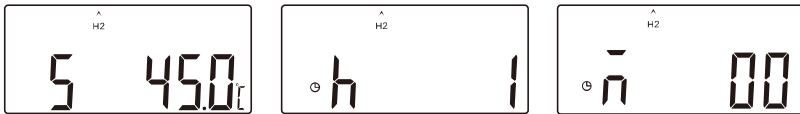


System time

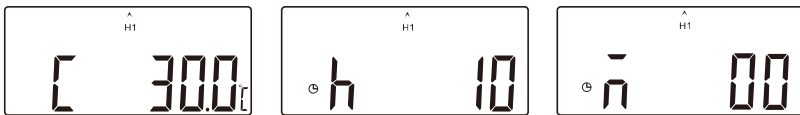


Temperature range configuration

H2 Alarm threshold 45.0 degree, alarm type single (Sin), alarm delay 1 hour.



H1 Alarm threshold 30.0 degree, alarm type cumulative (cum), alarm delay 10 hours.




L1 Alarm threshold -0.5 degree, alarm type Single (Sin), alarm delay 1 hour.




L2 Alarm threshold -0.5 degree, alarm type Single (Sin), alarm delay 1 hour.



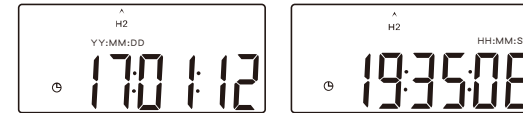
Start time: 10 hours 9 minutes.



Temperature range alarm cumulative time



H2 temperature range alarm cumulative time 1 hour and 8 minutes Initial alarm time



H2 initial alarm time 12 Jan., 2017, 19:35:08

Serial No.



Stop status (no alarm)



The last five number of serial No. 00018

Elitech Technology, Inc.

www.elitechlog.com

1551 McCarthy Blvd, Suite 112

Milpitas, CA 95035 USA